



Dedicated to  
Community Service



# Consumer Confidence Report for Calendar Year 2017

(PUBLISHED 2018)

## YOUR CONSUMER CONFIDENCE REPORT

The Otay Water District is pleased to provide you with your annual consumer confidence report. This report presents a snapshot of last year's (calendar year 2017) water quality in Otay's service area. Included are details about where your water comes from, what it contains, and how it compares to state standards.

The information included in this water quality report represents only a small fraction of what we do to ensure high-quality drinking water. Using one or more state-certified laboratories, we routinely inspect and scrutinize the water supply for an entire range of elements that have the potential to degrade the quality of your water. Only compounds detected in water sources are included in this report.

As in years past, your tap water met all U.S. Environmental Protection Agency (USEPA) and the State Water Resources Control Board (State Board), Division of Drinking Water's health standards. **The Otay Water District vigilantly safeguards its water supplies and once again, we are proud to report that our system has never exceeded a health-related maximum contaminant level and has met other water quality standards.**

## ABOUT THE OTAY WATER DISTRICT

The Otay Water District is a California special district established by the State Legislature in 1956 as a public water service provider. Today, the District delivers water to approximately 224,000 customers within roughly 125 square miles of Southeastern San Diego County, including the communities of Otay Mesa, Chula Vista, Jamul, Spring Valley, Rancho San Diego, and unincorporated areas of El Cajon and La Mesa.

The District purchases 100 percent of its treated water. Of that, about 85 percent is imported, which is a blend from the Colorado River and the California State Water Project. Fifteen percent of the District's treated water comes from local supplies, including local water storage within the county and from the Pacific Ocean via seawater desalination. The District purchases its treated water from the Metropolitan Water District of Southern California's R.A. Skinner Treatment Plant, the San Diego County Water Authority's Twin Oaks Valley Water Treatment Plant, the Carlsbad Desalination Plant, and from the Helix Water District's R.M. Levy Water Treatment Plant.

## SOURCE WATER ASSESSMENTS

The sources of water delivered by the District include the Colorado River, the State Water Project, and local supplies. The agencies that supply treated drinking water to the District, including the Metropolitan Water District of Southern California, San Diego County Water Authority, and Helix Water District, are required to perform source water assessments on their raw water supplies. If you would like copies of the source water assessments, contact System Operations Manager Jake Vaclavek at (619) 670-2230.

## PUBLIC PARTICIPATION

The District encourages public participation from the customers we serve. The District's Board of Directors generally meet on the first Wednesday of each month at 3:30 p.m. at the District headquarters located at 2554 Sweetwater Springs Blvd., Spring Valley, CA, 91978. We encourage the public to attend these meetings or listen to them live via audio streaming by visiting [otaywater.gov](http://otaywater.gov).

For directions, agendas, and additional information, please call (619) 670-2222 or visit [otaywater.gov](http://otaywater.gov).



## SAFETY

The sources of drinking water include the oceans, rivers, lakes, streams, ponds, reservoirs, springs, and wells. As water travels over the surface of the land or through the ground it dissolves naturally occurring minerals and, in some cases, radioactive material. It can also pick up substances resulting from the presence of animals or from human activity.

Drinking water, including bottled water, may reasonably be expected to contain at least small amounts of some contaminants. The presence of contaminants does not necessarily indicate that water poses a health risk. To ensure that tap water is safe to drink, the USEPA and the State Board prescribe regulations that limit the amount of certain contaminants in water provided by public water systems. The U.S. Food and Drug Administration (FDA) regulations and California law also establish limits for contaminants in bottled water that must provide the same protection for public health.

Some people may be more vulnerable to contaminants in drinking water than the general population. Immunocompromised persons such as persons with cancer undergoing chemotherapy, persons who have undergone organ transplants, people with HIV/AIDS or other immune system disorders, some elderly, and infants can be particularly at risk of infections. These people should seek advice about drinking tap water from their health care providers. The USEPA and the Centers for Disease Control's guidelines on appropriate means to lessen the risk of infection by *Cryptosporidium* and other microbial contaminants are available from the Safe Drinking Water Hotline at 1 (800) 426-4791.

More information about contaminants and potential health effects can be obtained by calling the USEPA's Safe Drinking Water Hotline at 1 (800) 426-4791 or visiting [epa.gov/ground-water-and-drinking-water](http://epa.gov/ground-water-and-drinking-water).



## CONCERNS OVER LEAD IN THE WATER SUPPLY

In 2014, high levels of lead were found in the water supply in Flint, Michigan due to the leached lead from service lines that carried water from Flint's drinking water system to more than 15,000 homes and businesses in the city. Because of the lead problem in Flint, the concern of lead in the water supply still lingers on for the public.

None of the Otay Water District's 727 miles of potable water mains or service lines are made of lead. In addition, the District is required by the USEPA to collect water samples from select homes and to test that water under the USEPA's Lead and Copper Rule. In the District's service area, lead levels are well below USEPA standards and 100 percent of water samples showed lead levels below the detection limit of five parts per billion.

In January 2018, Assembly Bill 746 took effect, requiring community water systems to sample for lead in drinking water at public K-12 schools, preschools, and child day care facilities on public school properties. The District has until July 1, 2019 to test the potable water system of the school sites with buildings constructed before January 1, 2010 or have not had testing for lead completed since January 1, 2009. In calendar year 2017, the District tested 44 out of the 66 schools in its service area. The District is responsible for the costs associated with collecting drinking water samples, sample analysis, and review and reporting the results to the schools and to the State. At or below 15 parts per billion is considered safe for a water system. If a school's water system is tested at more than 15 parts per billion, it is the responsibility of the school to take corrective action. If you would like to learn more about lead in drinking water, visit the USEPA's website at [epa.gov/safewater/lead](http://epa.gov/safewater/lead).

## CONTAMINANTS THAT MAY BE PRESENT IN SOURCE WATER

- Microbial contaminants, such as viruses and bacteria that may come from sewage treatment plants, septic systems, agricultural livestock operations, and wildlife
- Inorganic contaminants, such as salts and metals, that can be naturally occurring or result from urban stormwater runoff, industrial or domestic wastewater discharges, oil and gas production, mining, or farming
- Pesticides and herbicides that may come from a variety of sources such as agriculture, urban stormwater runoff, and residential uses
- Organic chemical contaminants, including synthetic and volatile organic chemicals that are by-products of industrial processes and petroleum production, and can also come from gas stations, urban stormwater runoff, agricultural application, and septic systems
- Radioactive contaminants that can be naturally occurring or be the result of oil and gas production and mining activities

## CONTAMINANTS THAT MAY BE PRESENT IN HOME PLUMBING SYSTEMS

If present, elevated levels of lead can cause serious health problems, especially for pregnant women and young children. Lead in drinking water is primarily from materials and components associated with service lines and home plumbing. The Otay Water District is responsible for providing high quality drinking water, but cannot control the variety of materials used in plumbing components. When your water has been sitting for several hours, you can minimize the potential of lead exposure by running your faucet for 30 seconds to two minutes before using water for drinking or cooking. If you are concerned about lead in your water, you may wish to have your water tested. Information on lead in drinking water, testing methods, and steps you can take to minimize exposure is available through the Safe Drinking Water Hotline at 1 (800) 426-4791 or at [epa.gov/safewater/lead](http://epa.gov/safewater/lead).

### ONE PART PER BILLION (1 PPB) IS EQUIVALENT TO:



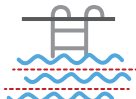
**ONLY 1**  
Minute in  
1,902 Years



**ONLY 1**  
Cent in  
\$10 Million



**ONLY 1**  
Drop in an  
Olympic-Sized  
Swimming Pool  
(160 feet in length and about six to nine feet in depth)



## ADDITIONAL INFORMATION

Otay Water District appreciates your comments and active participation. If you have questions about the information contained in this report or testing processes, please contact System Operations Manager Jake Vaclavek at (619) 670-2230 or visit [otaywater.gov](http://otaywater.gov). You can also find helpful information by contacting the following agencies:



### State Water Resources Control Board

P.O. Box 100, Sacramento, CA 95812-0100  
1 (916) 449-5577  
[waterboards.ca.gov](http://waterboards.ca.gov)



### United States Environmental Protection Agency

Office of Water (4101 M)  
1200 Pennsylvania Avenue, N.W.  
Washington, D.C. 20460  
Safe Drinking Water Hotline:  
1 (800) 426-4791  
[water.epa.gov/drink/index.cfm](http://water.epa.gov/drink/index.cfm)



### Otay Water District

2254 Sweetwater Springs Blvd.  
Spring Valley, CA 91978-2004  
(619) 670-2222  
[opinion\\_form@otaywater.gov](mailto:opinion_form@otaywater.gov)  
[otaywater.gov](http://otaywater.gov)

## THE TRUTH ABOUT TAP WATER

**Beliefs:** Surveys have found that most consumers who drink bottled water do so because they enjoy its taste or its portable convenience. Others drink bottled water because they believe it to be more pure or safer than their tap water.

**The Truth:** Did you know that the average bottle of water can cost up to 1,000 times more than tap water? Despite what its higher cost would lead us to believe, estimates are that 25-40 percent of the bottled water on the market is simply repackaged tap water.

Tap water is regulated by the USEPA under the Safe Drinking Water Act, while bottled water is considered a food and is thus regulated by the FDA. Though some bottlers may voluntarily exceed FDA standards, both bottled water and public water supplies in the United States must meet similar standards for safe drinking water. For more information, visit [drinktap.org](http://drinktap.org).

**Your Options:** It's important to know that you have other, more affordable options to bottled water.



### Chill a pitcher of tap water in your refrigerator

Fill your refillable water bottles or thermoses with water from a chilled water pitcher. It is environmentally friendly and allows for an inexpensive way to achieve refreshing portability.



### Residential water treatment devices

Another possibility is to install a home water filter system. The systems are convenient, easy to use, and enhance the taste of water. These systems achieve the same desired results, while still costing a fraction of the price of bottled water.

For more information about California state-certified residential water treatment devices, visit the State Water Resources Control Board's website at [waterboards.ca.gov/drinking\\_water/certlic/device/watertreatmentdevices.shtml](http://waterboards.ca.gov/drinking_water/certlic/device/watertreatmentdevices.shtml).

### Otay Water District Board of Directors

Tim Smith, President	Division 1
Mitch Thompson, Vice President	Division 2
Mark Robak, Treasurer	Division 5
Gary Croucher, Director	Division 3
Hector Gastelum, Director	Division 4



# 2017 WATER QUALITY DATA

PARAMETER	UNITS	STATE OR FEDERAL MCL [MRDL]	PHG (MCLG) [MRDLG]	STATE DLR	RANGE AVERAGE	TWIN OAKS PLANT	CARLSBAD DESAL PLANT	HELIX PLANT	SKINNER PLANT	MAJOR SOURCES IN DRINKING WATER
-----------	-------	-----------------------------	--------------------	-----------	---------------	-----------------	----------------------	-------------	---------------	---------------------------------

## PRIMARY STANDARDS — Mandatory Health-Related Standards

CLARITY										
Combined Filter	NTU	0.3	NA	0.1	Highest	0.02	1	0.18	0.10	
Effluent Turbidity	%	95 (a)	NA	0.1	% < 0.3	100	99.7	100	100	Soil runoff

MICROBIOLOGICAL										
Total Coliform Bacteria (b) State Total Coliform Rule	%	5.0	(0)	NA	Distribution System-wide:					Naturally present in the environment
					Otay Distribution System=0%					
<i>E.coli</i> State Total Coliform Rule	(c)	(c)	(0)	NA	Distribution System-wide:					Human and animal fecal waste
					Otay Distribution System=0%					
<i>E.coli</i> Federal Revised Total Coliform Rule	(d)	(d)	(0)	NA	Distribution System-wide:					Human and animal fecal waste
					Otay Distribution System=0%					

INORGANIC CHEMICALS										
Aluminum (e)	ppb	1000	600	50	Range	ND	ND	74-130	ND	Residue from water treatment process; natural deposits erosion
					Average	ND	ND	97	ND	
Arsenic	ppb	10	0.004	2	Range	NA	NA	ND	ND	Natural deposits erosion, glass and electronics production wastes
					Average	2	ND	ND	ND	
Selenium	ppb	50	30	5	Range	NA	ND-5.8	ND	NA	Natural deposits erosion, glass, refineries, mines, and chemical waste discharge; runoff from livestock lots
					Average	ND	ND	ND	ND	
Fluoride Treatment-related	ppm	2.0	1	0.1	Control Range	0.6-1.2	0.6-1.2	0.6-0.8	0.6-1.2	Water additive
					Optimal Level	0.7	0.7	0.7	0.7	
					Otay Distribution System Range: 0.3-0.8					
					Otay Distribution System Average: 0.7					
Nitrate (as Nitrogen)	ppm	10	10	0.4	Range	ND-0.6	ND	ND-0.45	ND	Runoff and leaching from fertilizer use; septic tank and sewage; natural deposits erosion
					Average	0.5	ND	ND	ND	

RADIOLOGICALS										
Gross Alpha Particle Activity	pCi/L	15	(0)	3	Range	4-7	ND	NA	ND-4	Erosion of natural deposits
					Average	5	ND	7	ND	
Gross Beta Particle Activity (f)	pCi/L	50	(0)	4	Range	4-6	ND	ND	ND-5	Decay of natural and man-made deposits
					Average	5	ND	ND	ND	
Uranium	pCi/L	20	0.43	1	Range	2.7-3.1	ND	ND-1	ND-3	Erosion of natural deposits
					Average	2.9	ND	ND	ND	

DISINFECTION BY-PRODUCTS, DISINFECTANT RESIDUALS, AND DISINFECTION BY-PRODUCTS PRECURSORS										
Total Trihalomethanes (TTHM)	ppb	Distribution System-wide:			Otay Distribution System Range = 6.8-92					By-product of drinking water chlorination
		80 (g)	NA	1 (i)	Highest LRAA = 58					
Haloacetic Acids (five) (HAA5)	ppb	Distribution System-wide:			Otay Distribution System Range = ND-32					By-product of drinking water chlorination
		60 (g)	NA	1 (i)	Highest LRAA = 22					
Total Chlorine Residual	ppm	Distribution System-wide:			Otay Distribution System Range = ND-4.0					Drinking water disinfectant added for treatment
		[4.0] (h)	[4.0]	NA	Highest RAA = 2.2					
Bromate	ppb	10 (h)	0.1	5.0	Range	2-13	NA	ND	ND-12	By-product of drinking water ozonation
					Average	6	NA	ND	4.1	
DBP Precursors Control (TOC)	ppm	TT	NA	0.30	Range	2.0-3.0	ND	1.9-3.3	1.9-3.1	Various natural and man-made sources
					Average	2.4	ND	2.4	2.5	

# 2017 WATER QUALITY DATA

PARAMETER	UNITS	STATE OR FEDERAL MCL (MRDL)	PHG (MCLG) (MRDLG)	STATE DLR	RANGE AVERAGE	TWIN OAKS PLANT	CARLSBAD DESAL PLANT	HELIX PLANT	SKINNER PLANT	MAJOR SOURCES IN DRINKING WATER
<b>PRIMARY STANDARDS — LEAD AND COPPER RULE — SAMPLED AT HOME TAPS IN 2017</b>										
Copper (I)	ppm	AL=1.3	0.3	0.05		0 sites above AL out of 83 sampled 90th percentile=0.18				Internal corrosion of household pipes; erosion of natural deposits
Lead (I)	ppb	AL=15	0.2	5		0 sites above AL out of 83 sampled 90th percentile=ND				Internal corrosion of household pipes; erosion of natural deposits

44 SCHOOLS PARTICIPATED IN THE LEAD MONITORING PROGRAM DURING 2017.

<b>SECONDARY STANDARDS — AESTHETIC STANDARDS</b>										
Aluminum (e)	ppb	200	600	50	Range	ND	ND	74-130	ND	Residue from water treatment process; natural deposits erosion
					Average	ND	ND	97	ND	
Chloride	ppm	500	NA	NA	Range	NA	40-127	66-88	56-72	Runoff/leaching from natural deposits; seawater influence
					Average	59	77	73	64	
Color	Units	15	NA	NA	Range	ND	ND	ND	1	Naturally occurring organic materials
					Average	ND	ND	ND	1	
Manganese	ppb	50	NL=500	20	Range	ND	ND	ND	NA	Leaching from natural deposits
					Average	ND	ND	ND	27	
Odor Threshold	TON	3	NA	1	Range	NA	ND	ND-2	NA	Naturally occurring organic materials
					Average	1	ND	1	3	
Specific Conductance	µS/cm	1600	NA	NA	Range	NA	304-694	580-810	455-571	Substances that form ions in water; seawater influence
					Average	470	431	663	513	
Sulfate	ppm	500	NA	0.5	Range	NA	11-41	91-160	66-81	Runoff/leaching from natural deposits; industrial wastes
					Average	56	17	111	74	
Total Dissolved Solids (TDS)	ppm	1000	NA	NA	Range	NA	80-426	310-500	259-321	Runoff/leaching from natural deposits; seawater influence
					Average	280	233	393	290	
Turbidity	NTU	5	NA	0.1	Otay Distribution System Range: 0.05-0.60				Soil runoff	
					Otay Distribution System Average: 0.07					

<b>FEDERAL UNREGULATED CONTAMINANTS MONITORING RULE (UCMR3 List 1 and List 2)</b>										
Bromochloromethane	ppt	NA	NA	NA	Otay Distribution System Range: 62-140				By-product of drinking water chlorination; industrial processes	
					Otay Distribution System Average: 98					
Chlorate	ppb	NL=800	NA	20	Otay Distribution System Range: 20-430				By-product of drinking water chlorination; industrial processes	
					Otay Distribution System Average: 178					
Molybdenum	ppb	NA	NA	NA	Otay Distribution System Range: ND-4.4				Naturally present in the environment; industrial processes	
					Otay Distribution System Average: 4.0					
Strontium	ppb	NA	NA	NA	Otay Distribution System Range: 140-990				Naturally present in the environment; industrial processes	
					Otay Distribution System Average: 840					

## ABBREVIATIONS

AI ..... Aggressiveness Index	MRDL .... Maximum Residual Disinfectant Level	NR ..... Not Reported	RAA ..... Running Annual Average
AL ..... Action Level	MRDLG ... Maximum Residual Disinfectant Goal	pCi/L ..... picoCuries per Liter	Range .... Results based on minimum and maximum values
Average... Result based on arithmetic mean	N ..... Nitrogen	PHG ..... Public Health Goal	SWRCB... State Water Resources Control Board
DBP ..... Disinfection By-Products	NA ..... Not Applicable	ppb ..... parts per billion or micrograms per liter (µg/L)	TOC ..... Total Organic Carbon
DLR ..... Detection Limits for purposes of Reporting	ND ..... Not Detected	ppm ..... parts per million or milligrams per liter (mg/L)	TON ..... Threshold Odor Number
LRAA ..... Locational Running Annual Average	NL ..... Notification Level	ppt ..... parts per trillion or nanograms per liter (ng/L)	TT ..... Treatment Technique
MCL ..... Maximum Contaminant Level	NTU ..... Nephelometric Turbidity Units		µS/cm .... microSiemen per centimeter
MCLG ..... Maximum Contaminant Level Goal			



# 2017 WATER QUALITY DATA

PARAMETER	UNITS	STATE OR FEDERAL MCL (MRDL)	PHG (MCLG) (MRDLG)	STATE DLR	RANGE AVERAGE	TWIN OAKS PLANT	CARLSBAD DESAL PLANT	HELIX PLANT	SKINNER PLANT	MAJOR SOURCES IN DRINKING WATER
<b>OTHER PARAMETERS - Chemical</b>										
Alkalinity	ppm	NA	NA	NA	Range	NA	48-88	74-99	62-78	
					Average	77	60	89	70	
Boron	ppb	NL=1000	NA	100	Range	NA	330-950	ND	NA	Runoff/leaching from natural deposits; industrial wastes
					Average	120	590	ND	110	
Calcium	ppm	NA	NA	NA	Range	NA	19-44	32-47	27-32	
					Average	26	24	38	30	
Chlorate	ppb	NL=800	NA	20	Range	180-360	NA	ND-26	NA	By-product of drinking water chlorination; industrial processes
					Average	244	NA	ND	23	
Corrosivity (i) (as Aggressiveness Index)	AI	NA	NA	NA	Range	NA	11.3-12.0	NR	11.8-12.0	Elemental balance in water; affected by temperature, other factors
					Average	12	11.6	NR	11.9	
Hardness (k)	ppm	NA	NA	NA	Range	NA	43-96	170-200	109-129	
					Average	110	53	185	119	
Magnesium	ppm	NA	NA	NA	Range	NA	0.5-1.1	15-21	11-13	
					Average	10	0.7	19	12	
N-Nitrosodimethylamine (NDMA)	ppt	NL=10	3	2	Range	NA	NA	ND	ND-3.1	By-product of drinking water chlorination; industrial processes
					Average	ND	NA	ND	ND	
pH	pH Units	NA	NA	NA	Range	7.3-8.9	7.4-8.9	7.9-8.6	8.2	
					Average	8.3	8.5	8.2	8.2	
Potassium	ppm	NA	NA	NA	Range	NA	1.3-4.4	3.7-4.6	2.8-3.2	
					Average	2.7	2.5	4.2	3.0	
tert-Butyl alcohol (TBA)	ppb	NL=12	NA	2	Range	NA	NA	ND	NA	MTBE breakdown product; used as gasoline additive
					Average	6.5	NA	ND	ND	
Sodium	ppm	NA	NA	NA	Range	NA	33-80	54-78	48-56	
					Average	50	52	65	52	

## FOOTNOTES

- |   |   |   |
|---|---|---|
| <p>(a) The turbidity performance standards regulated by a Treatment Technique shall be less than or equal to 0.3 NTU in 95% of the measurements. Turbidity is a measure of the cloudiness of the water and is an indicator of treatment performance.</p> <p>(b) Total coliform MCLs: No more than 5.0% of the monthly samples may be total coliform-positive. The MCL was not violated.</p> <p>(c) <i>E. coli</i> MCL: The occurrence of two consecutive total coliform-positive samples, one of which contains <i>E. coli</i>, constitutes an acute MCL violation. The MCL was not violated.</p> <p>(d) <i>E. coli</i> MCL and Level 2 TT triggers for assessments: Routine and repeat samples are total coliform-positive are either sample is <i>E. coli</i>-positive or system fails to collect all repeat samples following an <i>E. coli</i>-positive sample, or fails to test for <i>E. coli</i> when the repeat is a total coliform-positive. No MCLs violations or assessments occurred.</p> | <p>(e) Aluminum has both primary and secondary standards.</p> <p>(f) The gross beta particle activity MCL is 4 millirem/year annual dose equivalent to the total body or any internal organ. SWRCB considers 50 pCi/L to be the level of concern for beta particles.</p> <p>(g) Compliance based on locational running annual average (LRAA).</p> <p>(h) Compliance based on running annual average (RAA).</p> <p>(i) TTHM and HAA5 are combinations of several disinfection by-product compounds. The State DLRs are for the individual compounds.</p> <p>(j) AI &lt;10.0=Highly aggressive and very corrosive water<br/>AI &gt;12.0=Non-aggressive water<br/>AI (10.0-11.9)=Moderately aggressive water</p> <p>(k) Hardness can also be reported in grains per gallon. The distribution system average is 11 grains per gallon of hardness.</p> | <p>(l) Lead and copper are regulated as a Treatment Technique under the Lead and Copper Rule. It requires systems to take water samples at the consumer's tap. The action levels, which trigger water systems into taking treatment steps if exceeded in more than 10% of the tap water samples, are 1.3 ppm for copper and 15 ppb for lead. Next triennial monitoring will be performed in 2020.</p> |
|---|---|---|

## DEFINITIONS

- |   |  |   |
|---|--|---|
| <ul style="list-style-type: none"> <li>Maximum Contaminant Level (MCL): The highest level of a contaminant that is allowed in drinking water. Primary MCLs are set as close to the PHGs (or MCLGs) as is economically and technologically feasible. Secondary MCLs are set to protect the odor, taste, and appearance of drinking water.</li> <li>Maximum Contaminant Level Goal (MCLG): The level of a contaminant in drinking water below which there is no known or expected risk to health. MCLGs are set by the U.S. Environmental Protection Agency.</li> <li>Public Health Goal (PHG): The level of a contaminant in drinking water below which there is no known or expected risk to health. PHGs are set by the California Environmental Protection Agency.</li> </ul> | <ul style="list-style-type: none"> <li>Maximum Residual Disinfectant Level (MRDL): The highest level of a disinfectant allowed in drinking water. There is convincing evidence that addition of a disinfectant is necessary for control of microbial contaminants.</li> <li>Maximum Residual Disinfectant Level Goal (MRDLG): The level of a drinking water disinfectant below which there is no known or expected risk to health. MRDLGs do not reflect the benefits of the use of disinfectants to control microbial contaminants.</li> <li>Notification Levels: Notification Levels are health-based advisory levels established by SWRCB for chemicals in drinking water that lack maximum contaminant levels (MCLs). When chemicals are found at concentrations greater than their notification levels, certain requirements, and recommendations apply.</li> </ul> | <ul style="list-style-type: none"> <li>Treatment Technique (TT): A required process intended to reduce the level of a contaminant in drinking water.</li> <li>Primary Drinking Water Standard (PDWS): MCLs and MRDLs for contaminants that affect health along with their monitoring and reporting requirements, and water treatment requirements.</li> </ul> |
|---|--|---|



Dedicated to  
Community Service



# Informe de confianza al consumidor Año 2017

(PUBLICADO EN 2018)



# INFORME DE CONFIANZA AL CONSUMIDOR

El Distrito de Agua de Otay le presenta el Informe de Confianza al Consumidor. Este informe describe detalladamente la calidad del agua del año pasado (2017) incluyendo el origen del agua; su contenido; y una comparación con los estándares del estado. La información incluida en este informe de la calidad del agua representa una pequeña fracción del esfuerzo que hacemos para asegurar que usted reciba agua potable de la más alta calidad. Hacemos revisiones exhaustivas del agua, en uno o más laboratorios certificados por el Estado de California, que incluyen un amplio rango de elementos que tienen el potencial de degradar la calidad del agua. Únicamente los compuestos detectados en los suministros de agua fueron incluidos en este informe. Se concluyó, como en años anteriores, que el agua potable cumple con todos los estándares de salud de la Agencia de Protección Ambiental de los Estados Unidos (USEPA, por sus siglas en inglés) y los estándares para el agua potable del Estado de California. **El Distrito de Agua de Otay siempre está vigilante salvaguardando los suministros de agua, y una vez más, estamos orgullosos de informar que nuestro sistema nunca ha excedido el nivel máximo de contaminantes que pudiera impactar su salud y ha cumplido con otros estándares de calidad del agua.**



## ACERCA DEL DISTRITO DE AGUA DE OTAY

El Distrito de Agua de Otay es un distrito especial establecido en 1956 por la Legislatura del Estado de California como proveedor de servicios públicos de agua. En la actualidad, el distrito provee agua aproximadamente a 224,000 habitantes dentro de una área de 125 millas cuadradas que incluye las comunidades de Otay Mesa, Chula Vista, Jamul, Spring Valley, Rancho San Diego y zonas no incorporadas de El Cajon y La Mesa. El Distrito compra el 100 por ciento de su agua tratada.

El 85 por ciento de esa agua es importada del río Colorado y el Proyecto Estatal de Agua de California, y el otro 15 por ciento proviene de suministros locales incluyendo almacenamientos de agua locales dentro del condado y el océano Pacífico a través de la planta desalinizadora de agua de mar. El distrito compra agua tratada al Distrito Metropolitano de Agua a través de la Planta de Tratamiento R.A. Skinner del Sur de California; la Planta de Tratamiento de Agua Twin Oaks Valley de la Autoridad de Agua del Condado; la Planta Desalinizadora de Carlsbad; y la Planta de Tratamiento de Agua R.M. Levy del Distrito de Agua de Helix.



## AGUA SEGURA

Las fuentes de agua potable (agua de grifo y agua embotellada) incluyen los océanos, ríos, lagos, arroyos, estanques, reservorios, manantiales y pozos. A medida que el agua viaja sobre la superficie de la tierra o a través del suelo, disuelve residuos de minerales naturales y en algunos casos, materiales radioactivos. También puede recoger sustancias que resultan de la presencia de animales o de alguna actividad humana.

Se puede esperar de manera razonable, que el agua potable, incluyendo el agua embotellada, contenga pequeñas cantidades de algunos contaminantes. La presencia de contaminantes no indica necesariamente que el agua representa un riesgo para la salud. Para asegurar que el agua del grifo es segura para beber, la USEPA y la Junta Estatal han establecido normas que limitan la cantidad de ciertos contaminantes en el agua que se proporciona a través de los sistemas públicos de agua. Las normas de la Administración de Medicamentos y Alimentos (FDA, por sus siglas en inglés) de los Estados Unidos y la ley de California también establecen límites para los contaminantes en el agua embotellada los cuales deben proporcionar la misma protección para la salud pública.

Algunas personas pueden ser más vulnerables a los contaminantes en el agua potable que la población en general. Las personas con un sistema inmunológico debilitado como las personas con cáncer que reciben quimioterapia, las personas que han recibido trasplantes de órganos, las personas con VIH/SIDA u otras enfermedades del sistema inmunológico, algunas personas de la tercera edad y los lactantes pueden estar particularmente en riesgo de infecciones. Estas personas deben consultar a su médico sobre el agua potable. Las normas de la USEPA y los Centros para el Control de Enfermedades sobre las medidas adecuadas para disminuir el riesgo de infección por *Cryptosporidium* y otros contaminantes microbianos están disponibles en la Línea Directa de Agua Potable Segura al 1 (800) 426-4791.

Para obtener más información acerca de los contaminantes y los posibles efectos en la salud, por favor llame a la Línea Directa de Agua Potable de la USEPA al 1 (800) 426-4791 o visite [epa.gov/ground-water-and-drinking-water](http://epa.gov/ground-water-and-drinking-water).

## EVALUACIONES DE LAS FUENTES DE AGUA

Las fuentes de suministro de agua del Distrito incluyen el Río Colorado, el Proyecto Estatal de Agua de California, y suministros locales. Las agencias que proveen de agua potable al Distrito de Agua de Otay, incluyendo el Distrito Metropolitano de Agua del Sur de California, la Autoridad de Agua del Condado de San Diego y el Distrito de Agua de Helix, realizan evaluaciones obligatorias y rigurosas de sus fuentes de agua bruta. Si desea obtener las evaluaciones del agua, por favor comuníquese con el gerente de sistemas de operación del Distrito de Agua de Otay Jake Vaclavek, al (619) 670-2230.

## LA PARTICIPACIÓN DEL PÚBLICO ES IMPORTANTE

El Distrito anima a sus clientes a que participen en las reuniones públicas. La junta directiva del distrito generalmente se reúne el primer miércoles de cada mes a las 3:30 p. m. en las oficinas del Distrito ubicadas en 2554 Sweetwater Springs Blvd., Spring Valley, CA, 91978. Usted puede asistir en persona a las juntas directivas o puede escucharlas en vivo a través de la transmisión de audio vía Internet en [otaywater.gov](http://otaywater.gov). Para la dirección, agendas e información adicional, por favor llame al (619) 670-2222 o visite [otaywater.gov](http://otaywater.gov).

## PREOCUPACIONES SOBRE EL PLOMO EN EL SUMINISTRO DE AGUA

En el 2014, se encontraron altos niveles de plomo en el suministro de agua en Flint, Michigan, debido a las líneas de servicio hechas de plomo que transportan agua del sistema de agua potable a más de 15,000 hogares y negocios en la ciudad. Ninguna de las 730 millas de redes de distribución o líneas de servicio de agua de Otay están hechas de plomo. Además, Otay está obligado por la USEPA a recoger muestras de agua en hogares seleccionados y examinar esa muestra bajo la Norma de Plomo y Cobre de USEPA. En el área de servicio de Otay, los niveles de plomo están muy por debajo de los estándares de USEPA y el 100 por ciento de las muestras de agua arrojaron niveles de plomo muy por debajo del límite de detección de cinco partes por mil millones.

La Iniciativa de Ley 746 entró en vigor en enero de 2018. Esta iniciativa establece que los sistemas de agua comunitarios deben realizar muestreos para la detección de plomo en el agua potable de las escuelas públicas desde kínder hasta doceavo grado; escuelas de nivel preescolar y guarderías infantiles en las propiedades de las escuelas públicas. El Distrito tiene hasta el 1º de julio de 2019 para realizar pruebas en el sistema de agua potable de las escuelas que cuentan con edificios construidos antes del 1º de enero de 2010 o en aquellas donde no se han llevado a cabo las pruebas de plomo desde el 1º de enero de 2009. En el año 2017, el Distrito analizó 44 de las 66 escuelas en su área de servicio. El Distrito es responsable de los costos asociados con la toma de las muestras de agua potable, análisis, revisión e informe de los resultados a las escuelas y al estado. Un nivel de 15 partes por mil millones o menos se considera seguro dentro de un sistema de agua. Si se detectan más de 15 partes por mil millones dentro del sistema de agua escolar, la escuela será responsable de tomar las medidas correctivas necesarias. Para más información acerca del plomo en el agua potable, visite [epa.gov/safewater/lead](http://epa.gov/safewater/lead).

## CONTAMINANTES QUE SE PUEDEN PRESENTAR EN LOS SUMINISTROS DE AGUA

- Contaminantes microbianos como virus y bacterias que pueden provenir de plantas de tratamiento de aguas residuales, sistemas sépticos, actividades agrícolas o ganaderas y la fauna silvestre
- Contaminantes inorgánicos tales como sales y metales que pueden surgir naturalmente o como resultado de la escorrentía de aguas pluviales; descargas de desechos industriales o domésticos; producción de aceite y gas; minería o agricultura
- Los pesticidas o herbicidas que se pueden originar de la agricultura, escorrentía de aguas pluviales y usos residenciales
- Contaminantes químicos orgánicos incluyendo los químicos sintéticos y orgánicos volátiles que son productos derivados de procesos industriales y la producción de petróleo por lo que también pueden provenir de estaciones de servicio; escorrentía de aguas pluviales en zonas urbanas; aplicación agrícola; y sistemas sépticos
- Los contaminantes radioactivos que pueden surgir naturalmente o ser resultado de la producción de aceite y gas, así como actividades de minería.

## CONTAMINANTES QUE PUEDEN ESTAR PRESENTES EN LOS SISTEMAS DE PLOMERÍA DEL HOGAR

El plomo, si está presente, puede causar serios problemas de salud, especialmente en las mujeres embarazadas y niños pequeños. El plomo en el agua potable proviene principalmente de materiales y componentes asociados con las líneas de servicio y la plomería del hogar. El Distrito de Agua de Otay es responsable de proporcionar agua potable de alta calidad pero no puede controlar la variedad de materiales que se utilizan en los componentes del sistema de plomería. Cuando el agua ha estado asentada durante varias horas, usted puede minimizar la contaminación al plomo dejando correr el agua de la llave durante 30 segundos a dos minutos antes de utilizarla. Si usted está preocupado acerca del plomo en su agua, tal vez le interesaría analizar su agua. Para más información acerca del plomo en el agua potable, métodos de análisis y pasos para minimizar la contaminación, comuníquese a la Línea Directa del Agua Potable Segura al 1 (800) 426-4791 o visite [epa.gov/safewater/lead](http://epa.gov/safewater/lead).


### UNA PARTE POR MIL MILLONES (PPMM) EQUIVALE A:



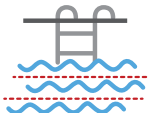
**SOLO 1**  
minuto  
en 1,902 años



**SOLO 1**  
centavo en  
\$10 millones



**SOLO 1**  
gota en  
una piscina olímpica  
(166 pies de longitud y de  
seis a nueve pies de profundidad)



## INFORMACIÓN ADICIONAL

El Distrito de Agua de Otay agradece todos sus comentarios y participación activa. Si tiene preguntas sobre la información contenida en este informe o en los procesos de pruebas, por favor comuníquese con Jake Vaclavek, gerente de operaciones del sistema, al (619) 670-2230 o visite [otaywater.gov](http://otaywater.gov). También puede encontrar información muy útil si se comunica con las siguientes agencias:



### State Water Resources Control Board

P.O. Box 100, Sacramento, CA 95812-0100  
1 (916) 449-5577  
[waterboards.ca.gov](http://waterboards.ca.gov)



### United States Environmental Protection Agency

Office of Water (4101 M)  
1200 Pennsylvania Avenue, N.W.  
Washington, D.C. 20460  
Safe Drinking Water Hotline:  
1 (800) 426-4791  
[water.epa.gov/drink/index.cfm](http://water.epa.gov/drink/index.cfm)



### Otay Water District

2254 Sweetwater Springs Blvd.  
Spring Valley, CA 91978-2004  
(619) 670-2222  
[opinion\\_form@otaywater.gov](mailto:opinion_form@otaywater.gov)  
[otaywater.gov](http://otaywater.gov)

## LA VERDAD SOBRE EL AGUA DEL GRIFO

**Creencias:** Los estudios muestran que la mayoría de los consumidores que beben agua embotellada lo hacen porque disfrutan su sabor o portabilidad. Otras personas beben agua embotellada porque creen que es más pura o más segura que el agua del grifo.

**Verdad:** ¿Sabía usted que una botella de agua promedio puede costar hasta 1,000 veces más que el agua del grifo? A pesar de lo que su alto costo nos hace creer, se calcula que el 25 al 40 por ciento del agua embotellada en el mercado es simplemente agua del grifo envasada.

El agua del grifo está regulada por la USEPA bajo la Ley de Agua Potable Segura mientras que el agua embotellada está considerada como alimento, por lo tanto, está regulada por la FDA. Si bien algunos embotelladores podrían exceder los estándares de la FDA, tanto el agua embotellada como los suministros de agua pública en los Estados Unidos deben cumplir con estándares similares para el agua potable segura. Para más información, visite [drinktap.org](http://drinktap.org).

**Usted tiene opciones:** Es muy importante saber que usted tiene otra opción más económica que el agua embotellada.



### Ponga a enfriar una jarra de agua del grifo en su refrigerador

Llene sus botellas reutilizables o termos con agua de una jarra helada. Es amigable con el medio ambiente y ofrece portabilidad a muy bajo costo.



### Aparatos de tratamiento de agua del hogar

Otra posibilidad es la instalación de un sistema de filtración de agua en el hogar. Estos sistemas son prácticos, fáciles de usar y mejoran el sabor del agua. Estos aparatos logran los mismos resultados deseados a una fracción del costo del precio del agua embotellada.

Para más información acerca de los aparatos para tratar el agua del hogar que estén certificados por el estado de California, visite [waterboards.ca.gov/drinking\\_water/certlic/device/Documents/aparatos\\_para\\_tratar\\_el\\_agua.pdf](http://waterboards.ca.gov/drinking_water/certlic/device/Documents/aparatos_para_tratar_el_agua.pdf).

*Mahalaga ang impormasyong ito. Mangyaring ipasalin ito*

*Chi tiết này thật quan trọng. Xin nhờ người dịch*

*"هذا التقرير يحتوي على معلومات مهمة تتعلق بمياه الشفة (أو الشرب).  
ترجم التقرير، أو تكلم مع شخص يستطيع أن يلهم التقرير."*

